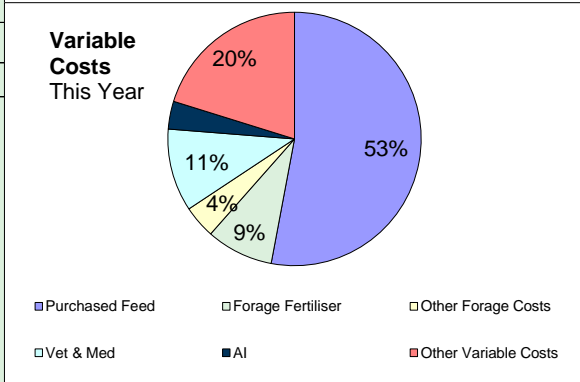
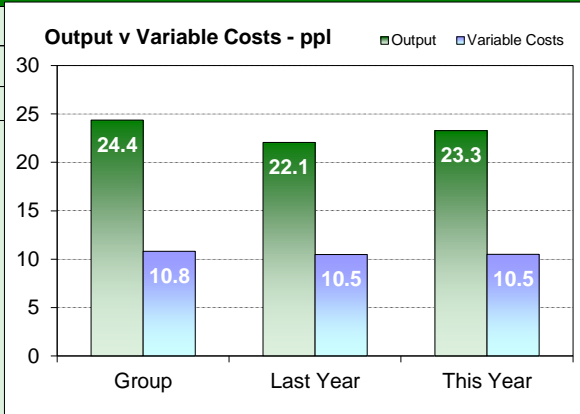


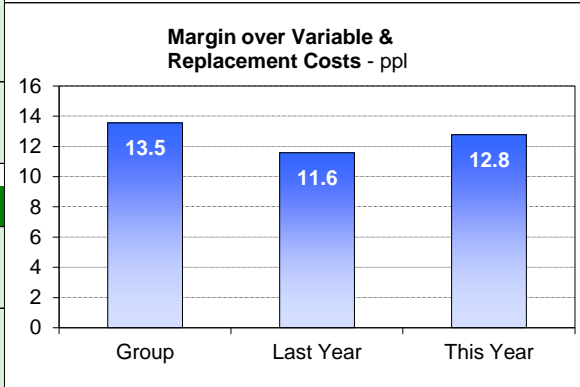
Name: **Joe Brown**
 Number: **BA7520**

GROUP RESULTS **YOUR RESULTS**

Group: This Year			Last Year		This Year		
p/litre	£/cow		p/litre	£/cow	p/litre	£/cow	Herd
OUTPUT							
25.0	2,025	Milk Income	23.0	1,919	24.4	2,122	340,860
0.9	74	Calf Income	0.5	44	0.9	75	12,020
1.4	112	Cull Cow Income	1.0	86	1.8	157	25,260
3.6	292	Replacement Cow Cost	2.3	195	3.3	288	46,200
0.4	29	Valuation Change (cows)	-0.2	-15	-0.5	-42	-6,808
1.9	151	Net Herd Replacement Cost	1.5	124	2.0	173	27,748
0.3	28	Other Income	0.0	0	0.0	3	526
24.4	1,976	Total Output	22.1	1,839	23.3	2,026	325,658
VARIABLE COSTS							
6.1	497	Purchased Feed	6.1	505	5.6	484	77,832
0.9	70	Forage Fertiliser	0.7	57	0.9	78	12,586
0.6	52	Other Forage Costs	0.5	40	0.4	38	6,137
1.1	86	Vet & Med	1.3	112	1.1	97	15,514
0.5	40	AI	0.3	23	0.4	33	5,222
0.2	12	Recording	0.2	15	0.2	15	2,426
0.5	39	Bedding	0.3	25	0.1	9	1,487
0.7	58	Dairy Sundries	0.6	50	0.7	62	10,037
0.3	22	Parlour Spares	0.6	47	1.1	98	15,736
10.8	877	Total Variable Costs	10.5	874	10.5	915	146,976
44%		Variable Costs as % of Output	48%		45%		



MARGIN OVER VARIABLE & REPLACEMENT COSTS							
24.4	1,976	Total Output	22.1	1,839	23.3	2,026	325,658
10.8	877	Total Variable Costs	10.5	874	10.5	915	146,976
13.5	1,099	Margin	11.6	965	12.8	1,111	178,682
56%		Margin as % of Output	52%		55%		



Kingshay can accept no responsibility for the information supplied to it. Every care will be taken by Kingshay to produce an accurate report but it does not accept any liability for any loss (whether direct or consequential) arising from any defect in the report.